

GXR, GXV

Submersible Pumps
in stainless steel



Construction

Single-impeller submersible pumps in chrome-nickel stainless steel, with vertical delivery port.

GXR: with open impeller.

GXV: with free-flow (vortex) impeller.

Motor cooled by the pumped water passing between the motor jacket and the external jacket.

Double shaft seal with oil chamber.

Applications

- GXR:**
- For clean water containing solids up to 10 mm grain size.
 - For draining rooms or emptying tanks.
 - Extraction of water from ponds, streams or pits and for rainwater collection.
 - For irrigation purposes.

- GXV:**
- For clean or slightly dirty water, containing solids up to 25 mm grain size.
 - Particularly suitable for liquids with a high solid content.

For outdoor use a power supply cable of not less than 10 m should be used in accordance with: EN 60 335-2-41.

Operating conditions

Liquid temperature up to 50° C.

Maximum immersion depth: 5 m.

Minimum water level with float: GXR = 70 mm, GXV = 130 mm.

Minimum water level manual operation: GXR = 15 mm, GXV = 30 mm.

Continuous duty.

Materials

Component	Material
Pump casing	Chrome-nickel steel AISI 304
Strainer	Chrome-nickel steel AISI 304
Impeller	Chrome-nickel steel AISI 304
Motor jacket	Chrome-nickel steel AISI 304
Pump jacket	Chrome-nickel steel AISI 304
Handle	Polypropylene
Shaft	Chrome-nickel steel AISI 303
Mechanical seal	Ceramic alumina/Carbon/NBR
Seal lubrication oil	Oil for food/pharmaceutical machinery

Motor

2-pole induction motor, 50 Hz ($n \approx 2900$ rpm).

GXR, GXV: three-phase 230 V $\pm 10\%$;
three-phase 400 V $\pm 10\%$;

GXRM, GXVM: single-phase 230 V,
with float switch and thermal protector.
Incorporated capacitor.

Insulation class F.

Protection IP X8 (for continuous immersion)

Double impregnation humidity-proof dry winding.

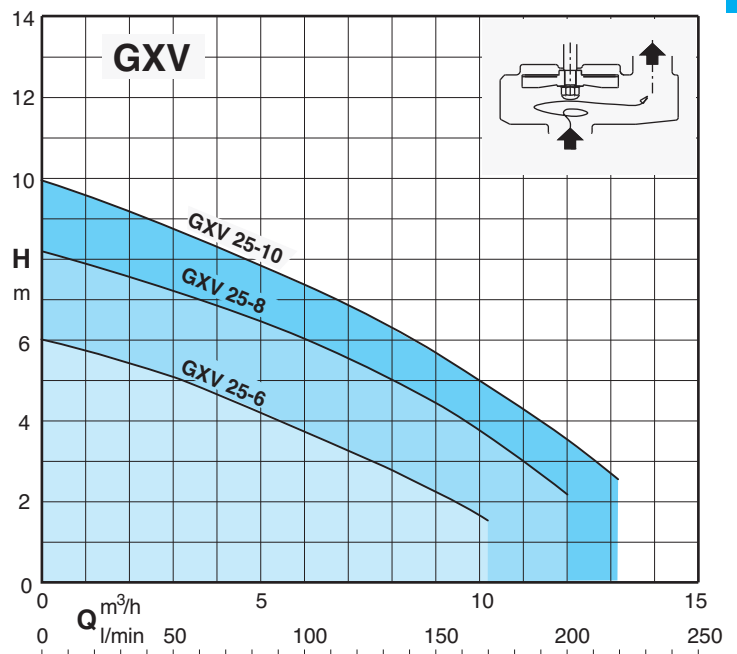
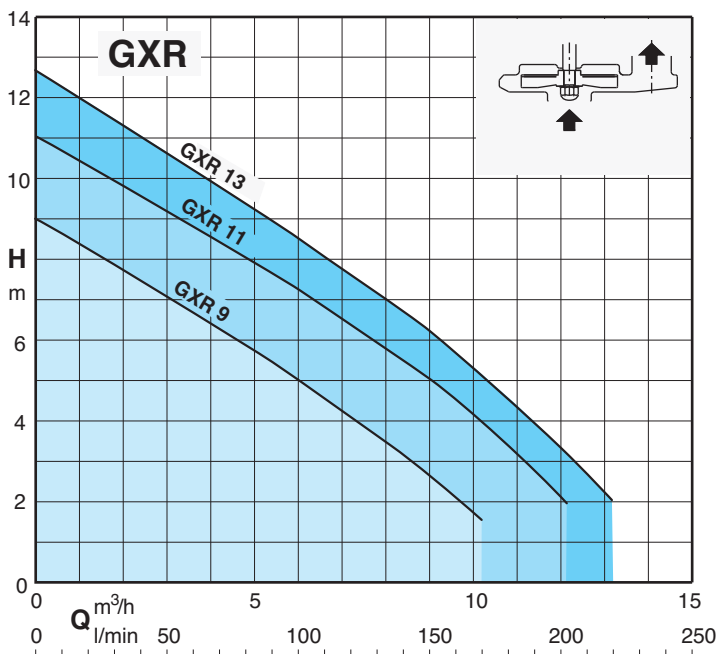
Constructed in accordance with: EN 60034-1;

EN 60335-1, EN 60335-2-41.

Other features on request

- Other voltages. - Frequency 60 Hz. - Other mechanical seal. - Cable length 10 m.
- Vertical magnetic float switch. - Motor suitable for operation with frequency converter.

Characteristic curves $n \approx 2900$ rpm



Performance $n \approx 2900$ rpm

3~	230V 400V		1~	230V Capacitor			P ₁			P ₂			Q									
	A	A		A	μ f	V _c	kW	kW	HP	m ³ /h	l/min	0	1,2	3	4,5	6	7,5	9	10,2	12	13,2	
GXR 9	1,6	0,9	GXRM 9	2,5	8	450	0,5	0,25	0,33	H m	9	8,3	7	6	4,8	3,6	2,5	1,7				
GXR 11	2,3	1,3	GXRM 11	3,5	12,5	450	0,7	0,37	0,5		11	10,4	9,5	8,5	7,5	6,5	5,3	4,2	2,2			
GXR 13	2,8	1,6	GXRM 13	4,5	16	450	0,95	0,45	0,6		12,7	11,7	10,7	9,7	8,5	7,3	6,3	5,2	3,2	2		

3~	230V 400V		1~	230V Capacitor			P ₁			P ₂			Q									
	A	A		A	μ f	V _c	kW	kW	HP	m ³ /h	l/min	0	1,2	3	4,5	6	7,5	9	10,2	12	13,2	
GXV 25-6	1,6	0,9	GXVM 25-6	2,5	8	450	0,5	0,25	0,33	H m	6	5,7	5,2	4,5	3,8	3	2,2	1,5				
GXV 25-8	2,3	1,3	GXVM 25-8	3,5	12,5	450	0,7	0,37	0,5		8,2	7,8	7,2	6,7	6,1	5,4	4,5	3,6	2,2			
GXV 25-10	2,8	1,6	GXVM 25-10	4,5	16	450	0,95	0,45	0,6		10	9,5	8,7	8	7,3	6,5	5,7	4,9	3,7	2,6		

P₁ Max. power input.

P₂ Rated motor power output.

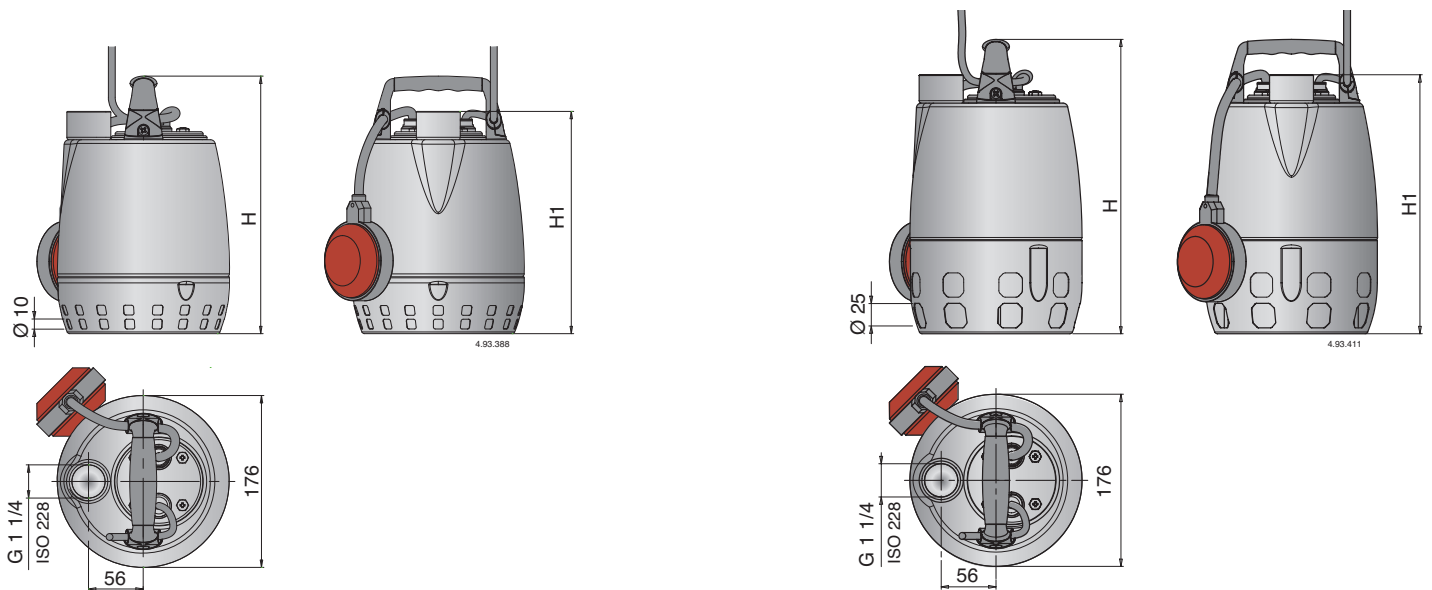
Density $\rho = 1000$ kg/m³.

Kinematic viscosity $\nu = \max 20$ mm²/sec.

Tolerances according to UNI EN ISO 9906:2012

Pump type	Power supply cable				Float switch	
	Cable material	Section	Length	Plug CEE 7(VII)	Cable material	Section
GXRM 9 GXVM 25-6	H05RN-F	3G0,75 mm ²	5 m	YES	H07RN-F	3G1 mm ²
GXRM 11, 13 GXVM 25-8, 25-10	H07RN-F	3G1 mm ²	5 m	YES	H07RN-F	3G1 mm ²
GXR 9 GXV 25-6	H05RN-F	4G0,75 mm ²	5 m	NO	NO	-
GXR 11, 13 GXV 25-8, 25-10	H07RN-F	4G1 mm ²	5 m	NO	NO	-

Dimensions and weights



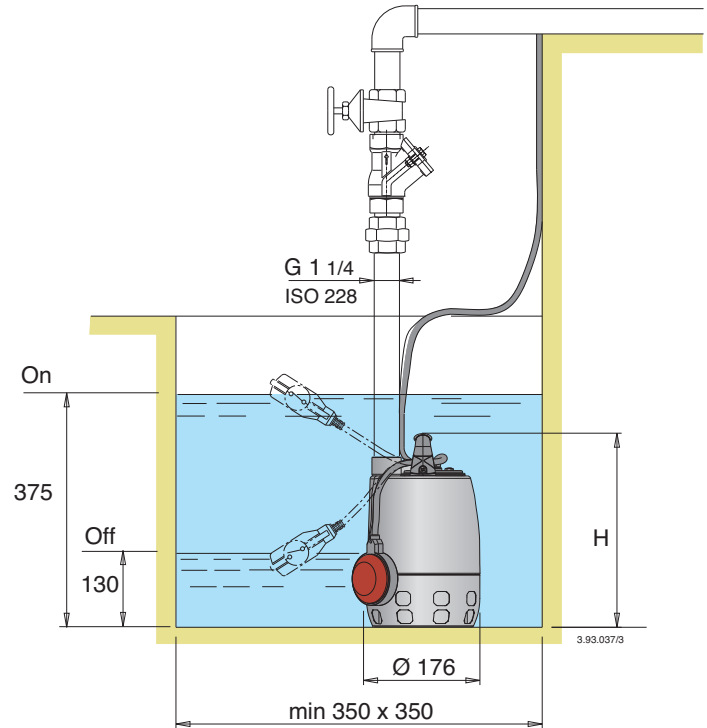
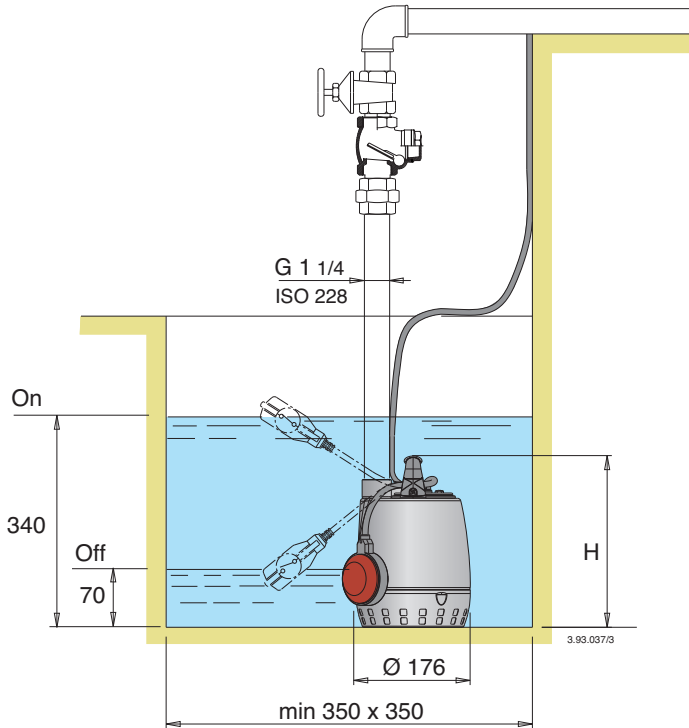
TYPE	Dimensions mm		(1) kg	
	H	H1	GXR	GXRM
GXR 9 - GXRM 9	265	230	5	5,2
GXR 11 - GXRM 11	300	265	6,2	6,5
GXR 13 - GXRM 13	300	265	6,7	7,2

(1) With cable length: 5 m

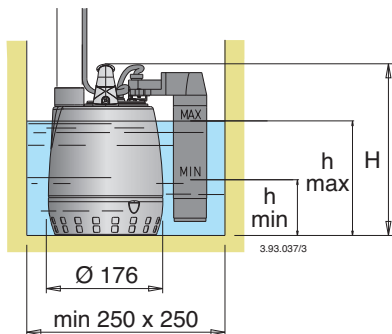
TYPE	Dimensions mm		(1) kg	
	H	H1	GXV	GXVM
GXV 25-6 - GXVM 25-6	302	267	5,1	5,3
GXV 25-8 - GXVM 25-8	337	302	6,3	6,6
GXV 25-10 - GXVM 25-10	337	302	6,8	7,3

(1) With cable length: 5 m

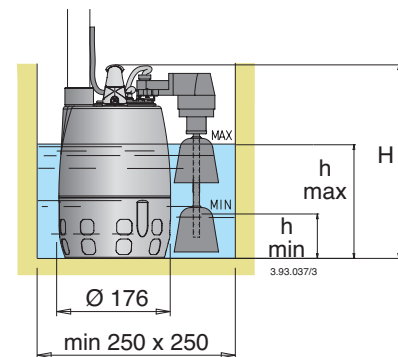
Installation examples



Installation examples with vertical magnetic float switch



TYPE	mm		
	H	h min	h max
GXRm 9 GF	265	100	190
GXRm 11 GF	300	135	225
GXRm 13 GF	300	135	225



TYPE	mm		
	H	h min	h max
GXVm 25-6 GF	302	60	150
GXVm 25-8 GF	337	60	185
GXVm 25-10 GF	337	60	185

Features

PATENTED

G 1 1/4 vertical, upward delivery port for installation in small pits, without the need for an elbow on the pump.

Handle in polypropylene.

Minimum dimension and high levels of performance, for use in many different applications, head up to 12,7 m and flow rates up to 220 liters/min.

Easy inspection of the capacitor area.

Easy adjustment of the float switch: to allow the adjustment of start/stop pump levels.

Shaft in chrome-nickel stainless steel.

Motor cooled by the pumped water passing between the motor jacket and the external jacket.

Ceramic stainless steel shaft sleeve.

Oil chamber.

Suction strainer with a double row of holes, for extra safety against clogging. GXR: it allows the passage of solids up to 10 mm.

GXR

Impeller in chrome-nickel stainless steel.

GXV

Suction strainer with a double row of holes, for extra safety against clogging.

GXV: it allows the passage of solids up to 25 mm.

The double shaft seal with oil chamber separates the motor from the water and provides further protection against accidental operation when dry.

